



HIVE TYPES & THEIR CONSTRUCTION




The Bees' requirements for an ideal home

- Cavity of right size about 40 litres
- Cavity weatherproof
- Easily protected entrance
- Space to expand into
- Entrance allowing ventilation
- At height away from predators

Natural nest and other places

- Hollow Trees
- Wheelie bins
- Chimneys
- Post Boxes



The Beekeeper's requirements for maintaining the Bees nest

- Suitable container preferably wood
- Encourage colony to build honeycomb within confines of a frame
- Frames tended to maintain bee space around frame sides and top and bottom of chamber
- Work with the bees to compliment their hard work

Types of hive




	Framed	Unframed
Vertical	National (&deep) WBC Smith Commercial Dadant Langstroth	Warré
Horizontal	Dartington Horizontal National	Top Bar

Common Hives in the UK



Hive Components



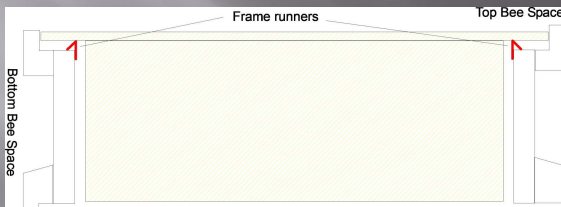
Rev Lorenzo Lorraine Langstroth

- ▣ American Congregational Minister
- ▣ Identified bee space
- ▣ In 1851 designed first modern moveable framed hive


The Bee Space

- Bees maintain gap between honeycombs
- Just enough space to allow bees to walk through
- Big enough for bees to work back to back
- Too small - filled with propolis
- Too large - filled with brace comb

Top Bee Space or Bottom Bee Space?



You can't mix top and bottom bee space brood or super boxes



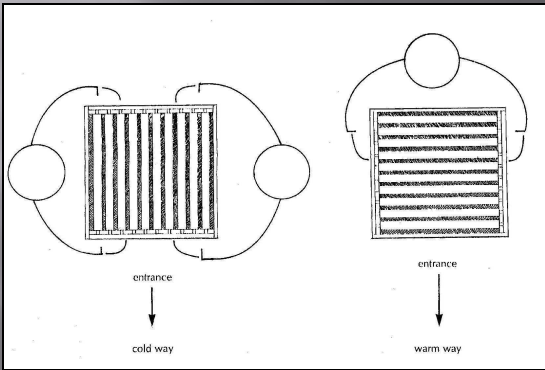
Supers

- Designed to be stacked vertically
- Shallower than brood box weighs 15 Kgs plus when full of Honey
- Supers can be used for cut comb
- Following extraction of Honey empty frames can be returned, in the super, for refilling or bees to clean out


Frame of bees




Brood Frames Warm Way or Cold Way?



Hive Floor



Frame with correct position of pins



Frames and Nomenclature

British Standard Frames

	Straight Sided	Hoffman self-spacing
DN - Deep National	DN1 - 7/8" top bar DN2 - 1 1/16" top bar	DN4 - 7/8" top bar DN5 - 1 1/16" top bar
SN- Super National	SN1 - 7/8" top bar SN2 - 1 1/16" top bar	SN4 - 7/8" top bar SN5 - 1 1/16" top bar

- These frames will fit:
 - National Brood and Super
 - WBC Brood and Super
- The wider top bar is said to stop brace comb being built
- Most other hives have unique frame sizes

Clothing & Equipment
